

Engagement Benchmarks

Engagement benchmarks help you understand how your team is performing in comparison to similar industry, geography, or company size standards. This provides insights into areas of improvement and helps identify strengths and weaknesses within your organization.



We offer benchmarks from two different data sources – Lattice customers and Mercer’s global data set. All benchmarks are aggregated from statistically-valid groupings from hundreds of companies and updated yearly.

Included Engagement Benchmarks

Aggregate


- Customer Overall 
- Customer Top Decile 
- Customer Top Quartile 
- Customer Median 
- Global Overall
- Global Median
- Global Top Quartile
- Global Top Decile

Company size

- Employee count: <250 
- Employee count: 250+ 

Industry

- Aerospace / Defense
- Agriculture, Forestry, Animal Farming
- Construction & Engineering
- Consulting and Professional Services
- Consumer Products
- Education and Research
- Energy
- Entertainment and Recreation
- Financial Services
- Food Processing / Production
- Government, Public Administration and Non-Profit
- High Tech
- Hospitality
- Life Sciences
- Manufacturing
- Media
- Real Estate, Rental and Leasing
- Retailers
- Telecommunications, Wireless, and Broadband
- Transportation

Key:  Lattice benchmark, created based on customer data set

All other benchmarks are provided by Mercer and created by surveying companies around the world to create a broad and deep data set

Included Engagement Benchmarks

Country


- USA 
- Canada 
- United Kingdom 

Additional country benchmarks provided by Mercer available upon request:

- | | |
|----------------------|--|
| • USA | • Ukraine |
| • Canada | • Greece |
| • Mexico | • Italy |
| • Costa Rica | • Portugal |
| • Guatemala | • Spain |
| • Panama | • Serbia |
| • Argentina | • Slovenia |
| • Brazil | • Egypt |
| • Chile | • Nigeria |
| • Colombia | • Morocco |
| • Ecuador | • South Africa |
| • Peru | • Israel |
| • Uruguay | • Saudi Arabia |
| • Dominican Republic | • Turkey |
| • United Kingdom | • Qatar |
| • Ireland | • Kazakhstan |
| • Finland | • United Arab Emirates (including Dubai) |
| • Denmark | • India |
| • Norway | • China |
| • Sweden | • Hong Kong |
| • Austria | • Indonesia |
| • Belgium | • Japan |
| • France | • South Korea |
| • Germany | • Malaysia |
| • Netherlands | • Singapore |
| • Switzerland | • Philippines |
| • Czech Republic | • Taiwan |
| • Hungary | • Thailand |
| • Poland | • Vietnam |
| • Slovakia | • Myanmar |
| • Bulgaria | • Australia |
| • Romania | • New Zealand |
| • Russia | |

Region

- North America (US and Canada)
- LATAM
- Europe
- Africa
- Middle East
- Indian Sub Continent
- Eastern and Southeastern Asia
- Pacific
- EMEA 
- UKI 

Key:  Lattice benchmark, created based on customer data set

All other benchmarks are provided by Mercer and created by surveying companies around the world to create a broad and deep data set

